



MTS

Product Information Sheet

Standard Specification

Dimensions

Width/Depth/ (mm)	1145 / 1145
Height	see product range
Inlet diameter (mm)	350
Outlet diameter (mm)	50
Tare weight (kg)	See product range
Nominal capacity (L)	See product range

Composition

Frame	Galvanised steel
Liner	LMDPE ²
Closure	PP ¹
Closure gasket	EPDM ³

Options

Clamp band lid, Arag lid
Various vents
Coloured liner, graphics on liner
Fork tunnels, castors
Graphics on liner

1 – Polypropylene
2 – Linear Medium Density Polyethylene
3 – Ethylene Propylene Diene Monomer (rubber compound)

General Description

The MTS is a reusable IBC designed for the transportation and storage of liquids.

The MTS liner is rotationally moulded in natural UV stabilised linear medium density polyethylene. The polymer has strong resistance to industrial wear and tear. The liner is supported and protected by a weather proof galvanised mild steel frame with mesh up to the lower bumper bar. The MTS is interstackable for loading and space saving and has integral four way fork truck entry with anti-tilts to improve handling efficiency.

The liner inlet which is 350mm in diameter has a PP¹ screw cap fitted with a food approved O-ring seal as standard. The outlet is a 50mm single union ball valve fitted with EPDM³ seals. It is attached to the liner via a fusion welded 50mm BSP male threaded socket. A 50mm BSP female threaded end on each side of the valve terminates with a 50mm male camlock adaptor and dustcap. The dustcap acts as a secondary closure and is attached to valve U-bolt via a stainless steel chain. The outlet assembly is protected by a reinforced LMDPE² valve protection housing.

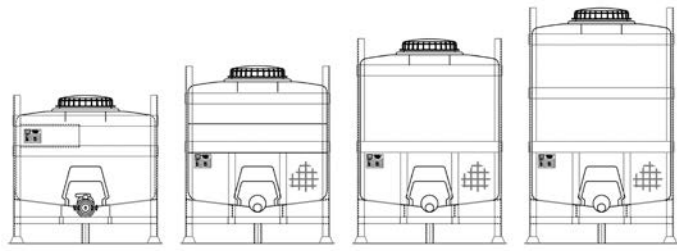


A reusable IBC for the transportation and storage of liquids

Model shown is an MTS 800 with fitted with a standard screw cap and ball valve outlet.



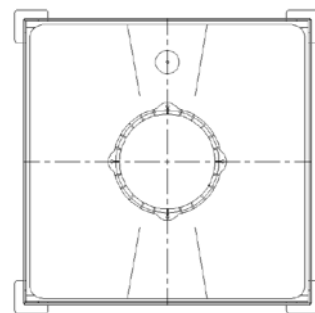
MTS Product Range



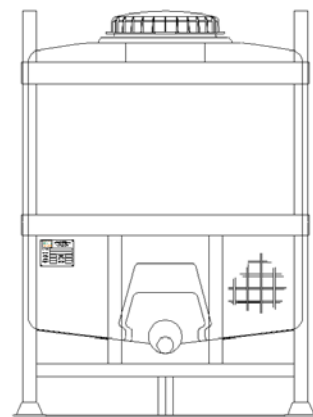
TYPE	600	800	1000	1200
Capacity - L	600 L	800 L	1000L	1200L
Height - mm	1105	1320	1525	1755
Tare Weight - kg	155	160	185	195



MTS with powder coated frames.



MTS Plan view



MTS Front elevation

Whilst every attempt has been made to ensure that the information provided in this product information sheet is accurate and reliable Francis Ward cannot accept responsibility for the interpretation of the information provided. It is the responsibility of the user to determine the chemical compatibility of the container with its intended contents.



Francis Ward – A Division of The Rotational Mouldings Group

Brook House, 221 Bowling Back Lane, Bradford, BD4 8SJ, UK

Tel: +44 (0)1274 707030 | Fax: +44 (0)1274 724704 | Email: sales@francisward.com | Web: www.francisward.com